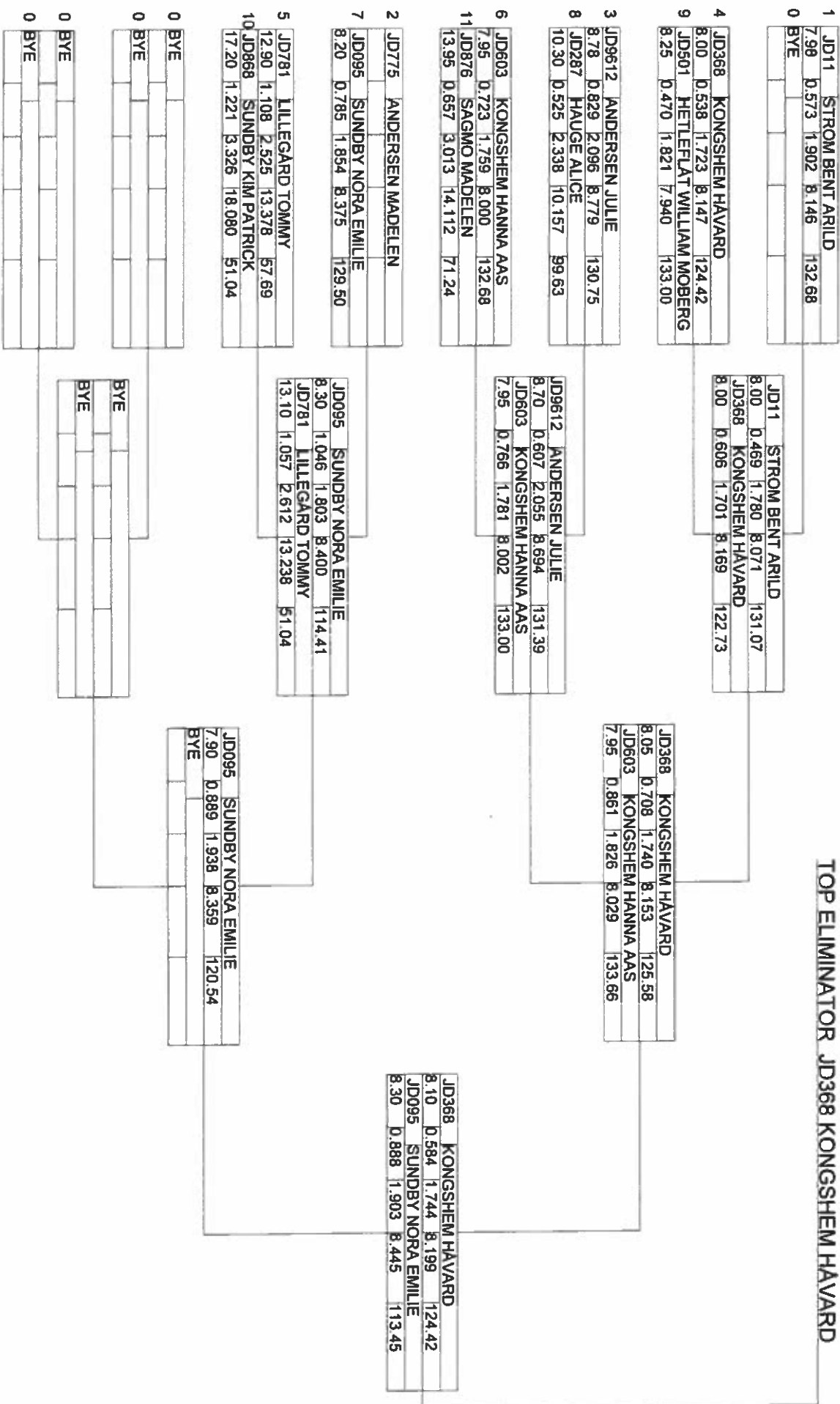


JR DRAGSTER - Round 4

Timing By:

TOP ELIMINATOR JD368 KONGSHEM HAVARD



QUALIFICATION LIST - JR DRAGSTER

By RT - Round 15

Pos	No	Name	Time	Rnd	Dial	RT	ET	KM/H
1	JD11	STROM BENT ARILD	2016-06-11 12:52:47	8	7.90	0.500	8.185	132.35
2	JD775	ANDERSEN MADELEN	2016-06-10 12:45:02	1	7.90	0.507	8.540	126.76
3	JD9612	ANDERSEN JULIE	2016-06-11 09:44:44	6	7.90	0.513	8.813	132.03
4	JD368	KONGSHEM HAVARD	2016-06-11 11:12:41	7	7.90	0.519	8.089	127.06
5	JD781	LILLEGARD TOMMY	2016-06-11 12:49:29	8	7.90	0.520	13.812	50.70
6	JD603	KONGSHEM HANNA AAS	2016-06-12 11:10:13	15	7.90	0.522	7.985	133.66
7	JD095	SUNDBY NORA EMILIE	2016-06-10 16:02:42	5	7.90	0.539	8.439	128.57
8	JD287	HAUGE ALICE	2016-06-12 09:48:23	13	7.90	0.539	10.243	105.26
9	JD501	HETLEFLAT WILLIAM MOBERG	2016-06-10 12:49:09	1	7.90	0.543	8.877	78.72
10	JD868	SUNDBY KIM PATRICK	2016-06-11 09:47:05	6	7.90	0.673	17.129	55.79
11	JD876	SAGMO MADELEN	2016-06-12 10:31:39	14	7.90	0.703	14.105	71.52

QUALIFICATION LIST - JUNIOR BIKE 13

By RT - Round 15

Pos	No	Name	Time	Rnd	Dial	RT	ET	KM/H	
1	JB8	EMILSEN PER ERIK	2016-06-12 10:58:21	15	6.90	0.593	13.052	84.11	Winner
2	JB64	HELGERUD TRYGVE KJÆRSTAD	2016-06-12 10:58:21	15	6.90	0.695	8.005	136.71	Runner up

JB8

JB64

EMILSEN PER ERIK

UD TRYGVE KJÆRSTAD

12.80	Dial	7.87
0.864	RT	0.884
2.969	60'	2.014
12.863	1320'	8.201
84.77	KMT	134.00
0.288	MOV	

WINNER

Run# 760

Run# 761

2016-06-12 13:16:35

JB8

JB64

EMILSEN PER ERIK

UD TRYGVE KJÆRSTAD

12.80 Dial 7.87

0.850 RT 0.770

2.898 60' 1.832

12.631 1320' 7.666

86.54 KMT 139.53

MOV 0.115

BREAKOUT

BREAKOUT

WINNER

Run# 808

Run# 809

2016-06-12 14:21:35

JB64

JB8

HELGERUD TRYGVE KJ.

EMILSEN PER ERIK

7.87	Dial	12.80
0.596	RT	1.115
2.010	60'	3.187
8.079	1320'	13.452
138.82	KMT	84.77
0.962	MOV	

WINNER

Run# 782

Run# 783

2016-06-12 13:39:18

ET STREET BIKE - Round 2

Timing By:

1	ETS62	MARIN TOV LUCAS		
	8.80	D.688	2.517	8.622
				149.58
3	ETS68	HORNE LINDA		
	6.60	D.717	2.345	7.363
				183.67
2	ETS11	HORNE PER MORTEN		
	7.09	D.717	1.820	7.173
				170.89
4	ETS73	BRONDBO LARS		
	7.80	D.724	2.012	7.864
				150.84

TOP ELIMINATOR ETS73 BRONDBO LARS

ETS68	HORNE LINDA		
6.60	D.798	2.049	6.870
			187.50
ETS73	BRONDBO LARS		
7.80	D.742	1.992	7.967
			149.58



QUALIFICATION LIST - ET STREET BIKE

By RT - Round 15

Pos	No	Name	Time	Rnd	Dial	RT	ET	KM/H
1	ETS62	MARIN TOV LUCAS	2016-06-11 18:46:51	11	6.40	0.518	8.796	145.95
2	ETS11	HORNE PER MORTEN	2016-06-12 09:37:51	13	6.40	0.520	8.891	87.66
3	ETS68	HORNE LINDA	2016-06-11 12:40:55	8	6.40	0.522	10.975	189.47
4	ETS73	BRONDBO LARS	2016-06-11 12:40:04	8	6.40	0.523	8.498	147.14

QUALIFICATION LIST - CLASSIC BIKE

By RT - Round 15

Pos	No	Name	Time	Rnd	Dial	RT	ET	KM/H
1	CDB009	HONORE JENS	2016-06-11 14:16:51	10	0.00	0.754	6.171	186.21

QUALIFICATION LIST - SUPER GAS BIKE

By Dial - Round 15

Pos	No	Name	Time	Rnd	Dial	RT	ET	KM/H
1	SGB203	JENSEN MIKKEL	2016-06-12 11:02:01	15	6.20	0.456	6:549	178.22

SUPER COMP BIKE - Round 2

Timing By:

1	SCB236	DILSEN MIKKEL		
	5.50	0.600	1.388	5.741
				211.76
3	SCB224	DILSEN PER		

	SCB236	DILSEN MIKKEL		
	5.50	0.542	1.555	5.700
				214.29
	SCB20	HANSEN KASPER		
	5.50	0.509	1.379	5.699
				206.11

TOP ELIMINATOR SCB20 HANSEN KASPER

2	SCB20	HANSEN KASPER		
	5.50	0.564	1.474	5.839
				192.86
4	SCB205	JENSEN MICHAEL		
	5.50	0.559	1.742	7.023
				127.36

QUALIFICATION LIST - SUPER COMP BIKE

By Dial - Round 15

Pos	No	Name	Time	Rnd	Dial	RT	ET	KM/H
1	SCB20	HANSEN KASPER	2016-06-10 13:41:06	2	5.50	0.537	5.594	202.25
2	SCB224	OLSEN PER	2016-06-11 18:51:00	11	5.50	0.584	5.603	212.60
3	SCB236	OLSEN MIKKEL	2016-06-12 10:25:18	14	5.50	0.807	5.705	205.32
4	SCB205	JENSEN MICHAEL	2016-06-11 12:45:20	8	5.50	0.590	6.287	185.57

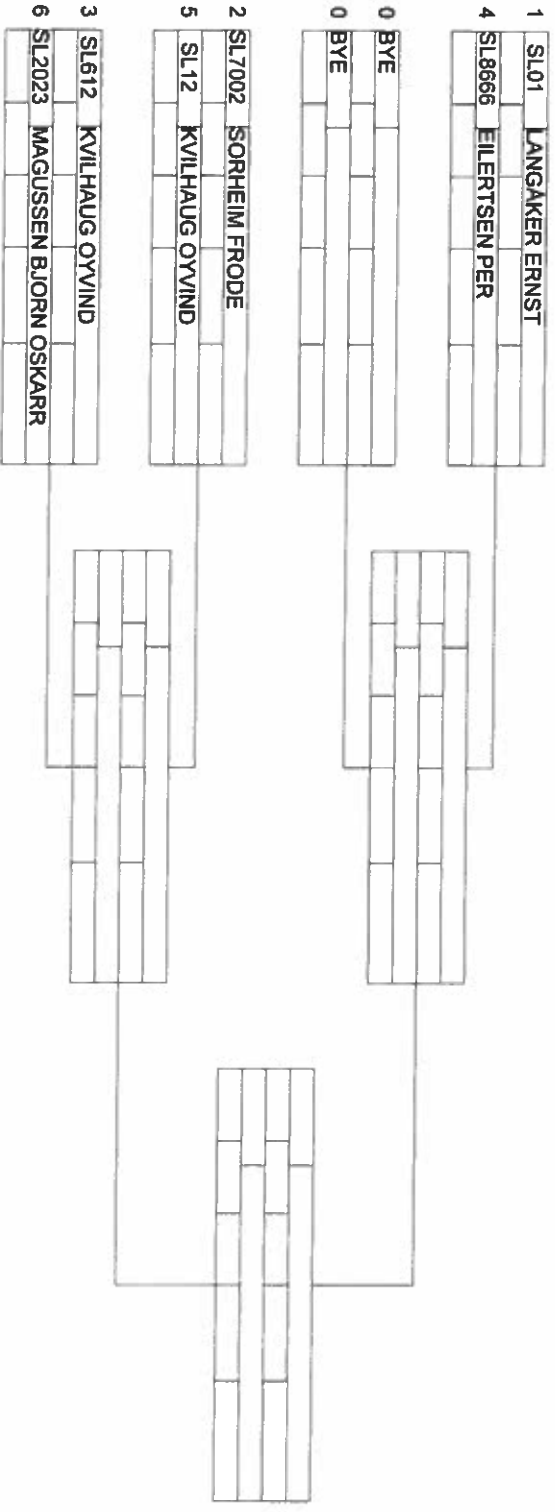
QUALIFICATION LIST - STREET LEAGAL 6,70

By Dial - Round 11

Pos	No	Name	Time	Rnd	Dial	RT	ET	KM/H
1	SL01	LANGAKER ERNST	2016-06-11 12:56:03	8	6.70	0.751	6.971	102.27
2	SL7002	SORHEIM FRODE	2016-06-10 12:53:59	1	6.70	1.008	7.509	154.73
3	SL396	No-Name	2016-06-10 12:54:48	1	6.70	0.727	7.520	156.17
4	SL612	KVILHAUG OYVIND	2016-06-10 15:20:24	4	6.70	0.706	7.684	154.29
5	SL8666	EILERTSEN PER	2016-06-11 09:53:51	6	6.70	0.717	7.730	148.76
6	SL12	KVILHAUG OYVIND	2016-06-10 12:50:40	1	6.70	0.881	7.788	154.29
7	SL2023	MAGUSSEN BJORN OSKARR	2016-06-11 11:23:13	7	6.70	0.296	8.075	145.95

STREET LEAGAL 6,70 - Round 1

Timing By:



Lanechoice by Qualifying Pos.
Sportsman Ladder
Qualifying By: Closest to Dial

QUALIFICATION LIST - SMALL TIRE

By ET - Round 15

Pos	No	Name	Time	Rnd	Dial	RT	ET	KM/H
1	SM6076	HAUGE THOMAS	2016-06-11 11:25:47	7	0.00	0.532	6.252	180.00
2	SM396	SAURDAL TOR PETTER	2016-06-11 11:26:48	7	0.00	0.439	7.100	163.14
3	SM6983	HAUGE MARKUS	2016-06-12 11:18:19	15	0.00	0.500	7.129	155.17
4	SM7004	HOGAS ODDBJORN	2016-06-12 09:16:01	11	0.00	0.692	7.284	168.75

SMALL TIRE - Round 2

Timing By:

1	SM6076	HAUGE THOMAS		
0.00	0.515	1.438	6.278	178.22
3	SM7004	HOGAS ODDBJORN		
0.00	0.799	1.647	6.799	150.42

SM6076	HAUGE THOMAS		
0.00	0.739	1.439	6.635
SM6983	HAUGE MARKUS		
0.00	0.517	1.580	7.128

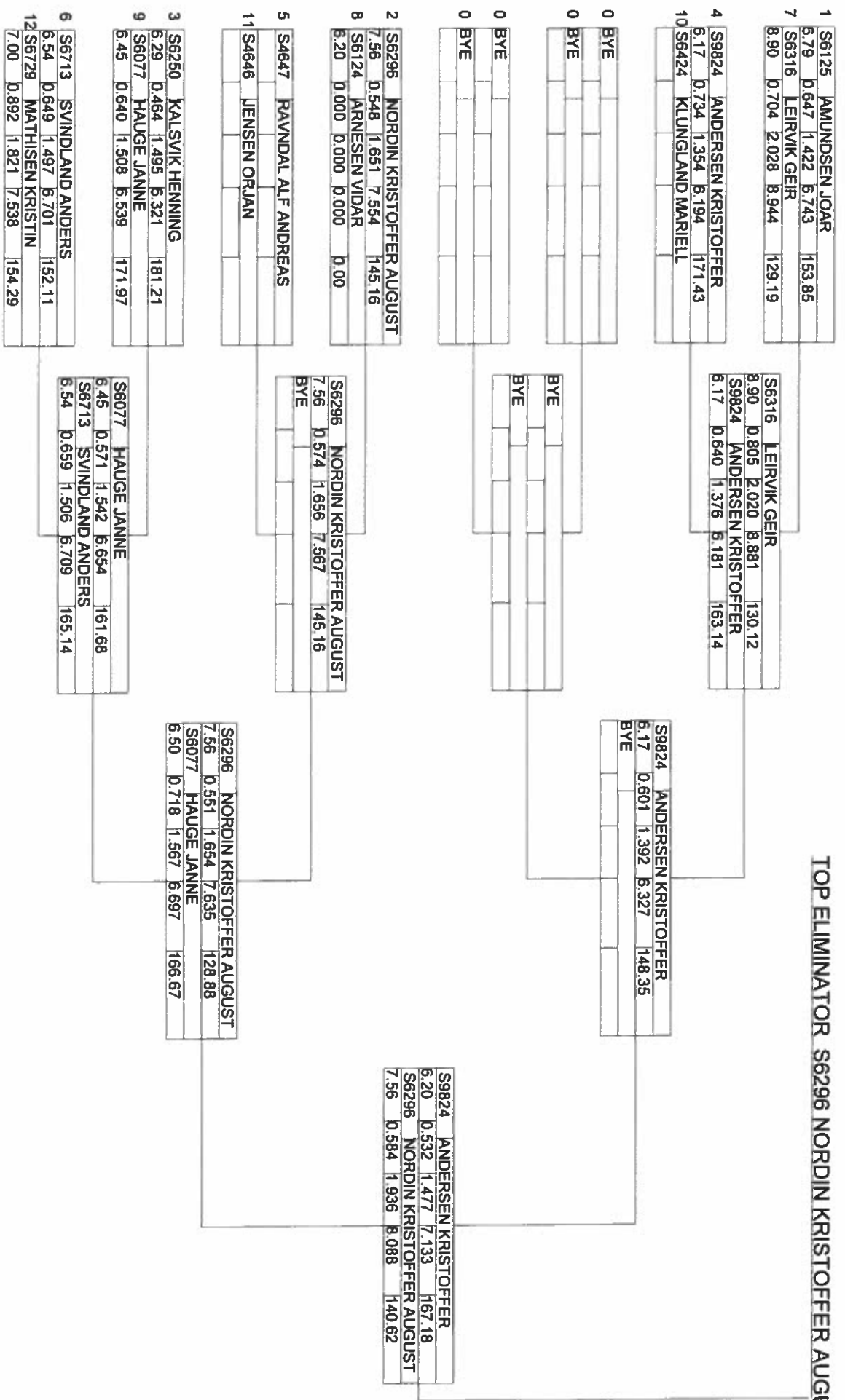
TOP ELIMINATOR SM6076 HAUGE THOMAS

2	SM396	SAURDAL TOR PETTER		
0.00	0.610	1.772	7.136	162.65
4	SM6983	HAUGE MARKUS		
0.00	0.465	1.580	7.143	155.62

PRO ET - Round 4

Timing By:

TOP ELIMINATOR S6296 NORDIN KRISTOFFER AUGUST



Qualifying By: Closest to Dial
Sportsman Ladder
Lanechoice by Qualifying Pos.

QUALIFICATION LIST - PRO ET

By Dial - Round 15

Pos	No	Name	Time	Rnd	Dial	RT	ET	KMH
1	S6125	AMUNDSEN JOAR	2016-06-12 10:44:12	14	6.79	0.590	6.790	162.65
2	S6296	NORDIN KRISTOFFER AUGUST	2016-06-11 19:09:49	10	7.60	0.526	7.616	144.39
3	S6250	KALSVIK HENNING	2016-06-10 14:36:46	3	6.25	0.466	6.268	181.21
4	S9824	ANDERSEN KRISTOFFER	2016-06-12 11:19:30	15	6.14	0.496	6.171	172.52
5	S4647	RAVDAL ALF ANDREAS	2016-06-12 09:58:58	13	9.00	1.095	9.034	149.17
6	S6713	SVINDLAND ANDERS	2016-06-12 09:20:13	11	6.50	0.523	6.548	169.28
7	S6316	LEIRVIK GEIR	2016-06-12 11:24:08	15	8.90	0.597	8.951	129.81
8	S6124	ARNESEN VIDAR	2016-06-10 16:10:40	5	6.50	0.822	6.600	174.76
9	S6077	HAUGE JANNE	2016-06-11 11:32:41	7	6.70	0.466	6.854	167.70
10	S6424	KLUNGLAND MARIELL	2016-06-10 14:38:40	3	7.00	0.795	7.180	154.29
11	S4646	JENSEN ORJAN	2016-06-11 14:00:21	9	7.40	0.639	8.240	146.34
12	S6729	MATHISEN KRISTIN	2016-06-12 10:01:12	13	7.00	1.990	7.919	154.29

QUALIFICATION LIST - SUPER PRO ET

By Dial - Round 15

Pos	No	Name	Time	Rnd	Dial	RT	ET	KM/H
1	TS6131	HULTBERG BJORN	2016-06-11 19:22:19	10	5.68	0.395	5.683	200.00
2	TS6055	BACKANDERS	2016-06-11 13:10:20	8	5.52	0.501	5.524	201.49
3	TS6702	PEDERSEN STIG	2016-06-11 19:16:33	10	5.18	0.776	5.184	220.41
4	TS5031	STOKKELAND OLE PETTER	2016-06-12 11:28:22	15	5.23	0.491	5.264	220.41
5	TS6258	KALDRASTOYL HALVOR	2016-06-11 19:17:36	10	5.70	0.492	5.753	196.36
6	TS1431	NATTAAS JULIE	2016-06-10 16:13:25	5	4.91	0.576	4.970	224.07
7	TS6759	RAMSOE CHRISTIAN	2016-06-10 13:12:05	1	5.48	0.861	5.569	203.77
8	TS6703	No-Name	2016-06-10 13:10:53	1	5.10	0.520	5.203	218.02

SUPER PRO ET - Round 3

Timing By:

		TOP ELIMINATOR TS6258 KALDRASTOYL HALVOR	
1	TS6131 HULTBERG BJORN	TS6131 HULTBERG BJORN	
	5.71 0.602 1.280 5.641 199.26	5.62 0.568 1.286 5.649 199.26	
0	BYE		
3	TS6702 PEDERSEN STIG	TS6702 PEDERSEN STIG	
	5.17 0.779 1.182 5.156 216.87	5.13 0.501 1.182 5.164 219.51	
6	TS1431 NATTAAS JULIE		
2	TS6055 BACK ANDERS		TS6702 PEDERSEN STIG
			5.14 0.801 2.910 24.144 36.83
5	TS6258 KALDRASTOYL HALVOR		TS6258 KALDRASTOYL HALVOR
	5.74 0.497 1.351 5.805 195.65		5.74 0.525 1.342 5.806 197.08
4	TS5031 STOKKELAND OLE PETTER	TS6258 KALDRASTOYL HALVOR	
	5.23 0.999 1.193 5.266 217.74	5.74 0.552 1.351 5.767 197.80	
7	TS6759 RAMSOE CHRISTIAN	TS5031 STOKKELAND OLE PETTER	
		5.23 0.484 1.202 5.227 221.31	

QUALIFICATION LIST - PRO STREET

By ET - Round 15

Pos	No	Name	Time	Rnd	Dial	RT	ET	KM/H
1	PS6753	LOVHAUG RUNE	2016-06-11 11:41:59	7	4.80	0.588	5.031	225.00
2	PS2809	LAUSTEN RENE HOLST	2016-06-12 09:33:27	11	4.80	0.426	5.102	221.31
3	PS679	GRAVNINGEN FREDRIK	2016-06-10 13:26:45	1	4.80	0.420	5.192	216.00